



HAPPY
Fourth of July 
★ INDEPENDENCE DAY ★

America, the Beautiful


Katherine Lee Bates

B \flat


F

F 7


Samuel Ward




O beau - ti - ful for spa - cious skies, For am - ber waves of
 O beau - ti - ful for pil - grim feet, Whose stern im - pas - sioned
 O beau - ti - ful for he - roes proved In li - ber - a - ting
 O beau - ti - ful for pat - riot dream That sees be - yond the




grain, For pur - ple moun - tain maj - es - ties A -
 stress, A thor - ough - fare for free - dom beat A -
 strife, Who more than self their coun - try loved, And
 years, Thine al - a - bas - ter ci - ties gleam, Un -



bove the frui - ted plain! A - mer - i - ca! A -
 cross the wil - der - ness! A - mer - i - ca! A -
 mer - cy more than life! A - mer - i - ca! A -
 dimmed by hu - man tears! A - mer - i - ca! A -



mer - i - ca! God Shed His grace on thee, And
 mer - i - ca! God mend thine ev - 'ry flaw, Con -
 mer - i - ca! May God thy gold re - fine, Till
 mer - i - ca! God shed His grace on thee, And



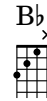
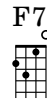
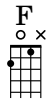
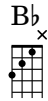
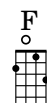
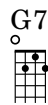
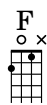
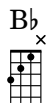
crown thy good with broth - er - hood From sea to shin - ing sea!
 firm thy soul in self - con - trol, Thy li - ber - ty in law!
 all suc - cess be no - ble - ness, And ev - 'ry gain di - vine!
 crown thy good with broth - er - hood From sea - to shin - ing sea!

America The Beautiful

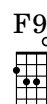
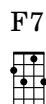
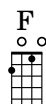
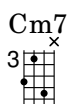
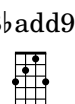
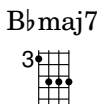
Arranged by Ukulele Nick

tenor

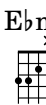
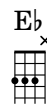
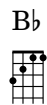
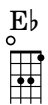
Katharine Lee Bates

5



9



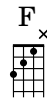
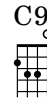
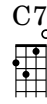
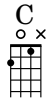
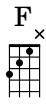
13

America The Beautiful

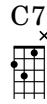
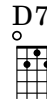
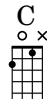
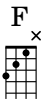
Arranged by Ukulele Nick

baritone

Katharine Lee Bates



Musical notation for the first system, measures 1-4. The treble clef (T) and bass clef (B) are shown. The bass clef has an 'x' above it. The notation includes fret numbers (1, 2, 3, 0) and rhythmic markings (vertical lines with stems).



5

Musical notation for the second system, measures 5-8. The treble clef (T) and bass clef (B) are shown. The bass clef has an 'x' above it. The notation includes fret numbers (1, 2, 3, 0, 2, 3, 5, 3, 1) and rhythmic markings.

Fmaj7

Fadd9

Gm7

C

C7

C9

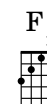
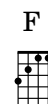
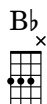
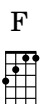

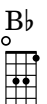
F

F7



9

Musical notation for the third system, measures 9-12. The treble clef (T) and bass clef (B) are shown. The bass clef has an 'x' above it. The notation includes fret numbers (5, 5, 3, 1, 6, 0, 0, 1, 3, 0, 1, 1, 1, 1) and rhythmic markings.



13

Musical notation for the fourth system, measures 13-16. The treble clef (T) and bass clef (B) are shown. The bass clef has an 'x' above it. The notation includes fret numbers (1, 3, 3, 3, 0, 1, 1, 1, 1, 3, 6, 1, 3, 1, 2, 1) and rhythmic markings.